



# ALL THINGS NEW

STEADFAST IN FAITH • FORWARD IN HOPE

PARISH WORKBOOK  
OUR LADY OF THE PRESENTATION - OVERLAND

# ABOUT YOUR PARISH WORKBOOK

- This parish workbook is designed to equip pastors and key parish leaders with data about the Archdiocese of St. Louis, your local planning area, and your parish.
- The data contained in this parish workbook has been gathered over the past twenty years from your parish and other parishes across the Archdiocese.
- This parish workbook should be used as an internal planning tool to help shape your reflections on the current strengths and opportunities for future growth of ministry and evangelization in the future.
- To help ensure accuracy of information, parishes are requested to limit the distribution of the information contained in this parish workbook to the pastor, parish staff, key parish leaders, and key advisory bodies. Information summarizing this data will be made available in the fall 2022 for parishioners across the Archdiocese.



# ALL THINGS NEW PRAYER

Heavenly Father, you sent your Son Jesus as the first Evangelizer of the Good News.

Send forth the power of the Holy Spirit upon the Church of St. Louis and grant us the gift of true discernment so we may do your will in all things.

Help us be totally free to follow wherever you lead us, totally generous to be good stewards of your many gifts, and totally passionate to suffer all in order to be more closely united to you.

Commissioned by your Son and empowered by the Spirit to “Go and Make Disciples of all Nations,” strengthen us by the power of your grace as we bring the Good News of Salvation into the lives of all those we touch, so that individual hearts and all of society may be converted to you and all things might be made new.

Inspired by the apostolic zeal of previous generations, as we begin the process of planning for the future, may our only desire be to do all things for the greater glory and honor of your name and for the good of your people in the Archdiocese of St. Louis.

Through Christ our Lord.  
Amen.



## GUIDING TEXTS REV. 21:3-5

*I heard a loud voice from the throne saying, “Behold, God’s dwelling is with the human race. He will dwell with them and they will be his people and God himself will always be with them.*

*He will wipe every tear from their eyes, and there shall be no more death or mourning, wailing or pain, the old order has passed away.”*

*The one who sat on the throne said, “Behold, I make all things new.” Then he said, “Write these words down, for they are trustworthy and true.”*





## GUIDING TEXTS EVANGELII NUNTIANDI (#18)

*For the Church, evangelizing means bringing the Good News into all the strata of humanity, and through its influence transforming humanity from within and making it new: "Now I am making the whole of creation new."*

*But there is no new humanity if there are not first of all new persons renewed by Baptism and by lives lived according to the Gospel.*







## GUIDING TEXTS JOY OF THE GOSPEL (#27)

*I dream of a “missionary option”, that is, a missionary impulse capable of transforming everything, so that the Church’s customs, ways of doing things, times and schedules, language and structures can be suitably channeled for the evangelization of today’s world rather than for her self-preservation.*



# STRATEGIC PASTORAL PLANNING INITIATIVE OUTCOME

**Develop a plan that will make all things new enabling a vibrant Catholic presence in every square mile of the Archdiocese of St. Louis for the next century**

## **A Renewed Church**

Gospel renewal in our parishes, schools, and other ministry efforts

## **A Renewed Mission**

Enhance our evangelization efforts to those on the margins of society

## **A Vibrant Future**

Secure a vibrant future for the Church of St. Louis



# STRATEGIC PASTORAL PLANNING INITIATIVE

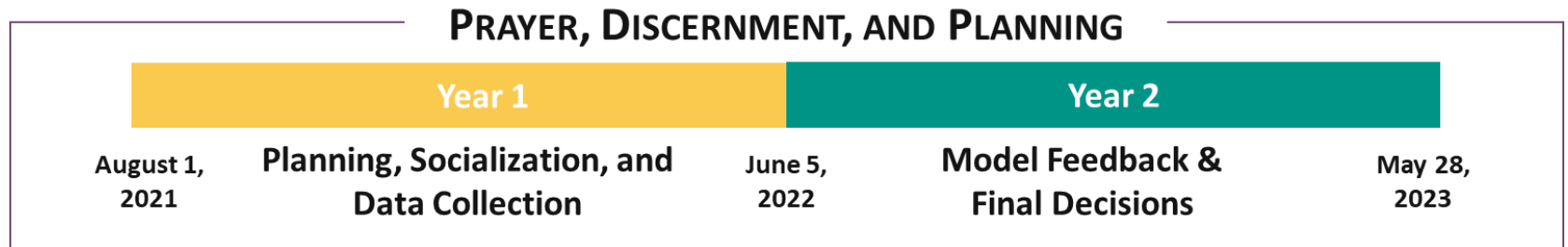
## GOALS

1. **Unceasing Prayer.** Engage all individual Catholics to reflect upon the need for Jesus Christ in their daily lives and call upon the Holy Spirit to guide our actions to fully share the love of the Lord in every encounter.
2. **Unifying Vision.** Articulate and implement a vision for evangelization that empowers and expects every baptized Catholic to spread the Gospel message and ensures a Catholic presence in every square mile of the Archdiocese of St. Louis through missionary outreach, parish and school footprint, and dynamic leadership.
3. **Intentional Stewardship.** Define and develop a plan that will appropriately reallocate resources throughout the Archdiocese of St. Louis that will be supported by structures at the diocesan, parish, school, and agency levels to ensure long-term viability and vibrancy of the Catholic presence.





# ALL THINGS NEW TIMELINE





# ALL THINGS NEW

---

STEADFAST IN FAITH • FORWARD IN HOPE

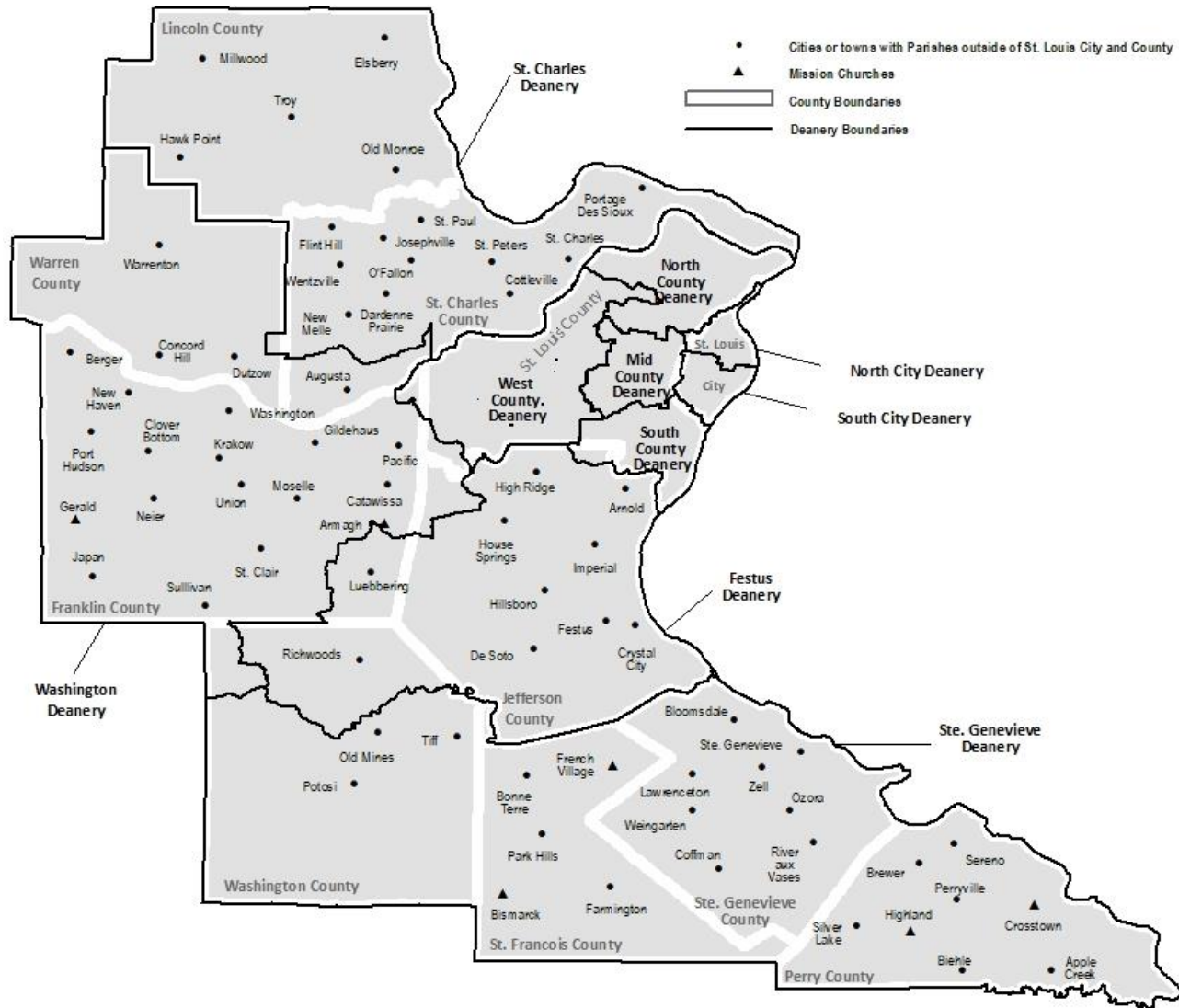
OUR DIOCESE  
ARCHDIOCESE OF ST. LOUIS

# ABOUT OUR DIOCESE

- The Archdiocese of St. Louis is 178 parishes encompassing the City of St. Louis and 10 surrounding counties – a large and diverse territory: urban, suburban and rural.
- Our local church has been declining for several decades as older Catholics die and there are insufficient number of young Catholics to take their place.
- This is best exemplified by the significant decline in the number of births and baptisms in our diocese.
- As our Catholic population has moved from the city to the near suburbs and from the near suburbs to the farther out suburbs, this has resulted in too few priests in large parishes and too many priests in small parishes.
- Our diocesan priests are aging and number of priests to serve our Catholic population is declining.
- Over the past decade, Mass attendance has been on a steady decline. The long-term implications of COVID are unknown, but the rebound in Mass attendance from 2020 to 2021 still leaves us 25% below pre-COVID levels.

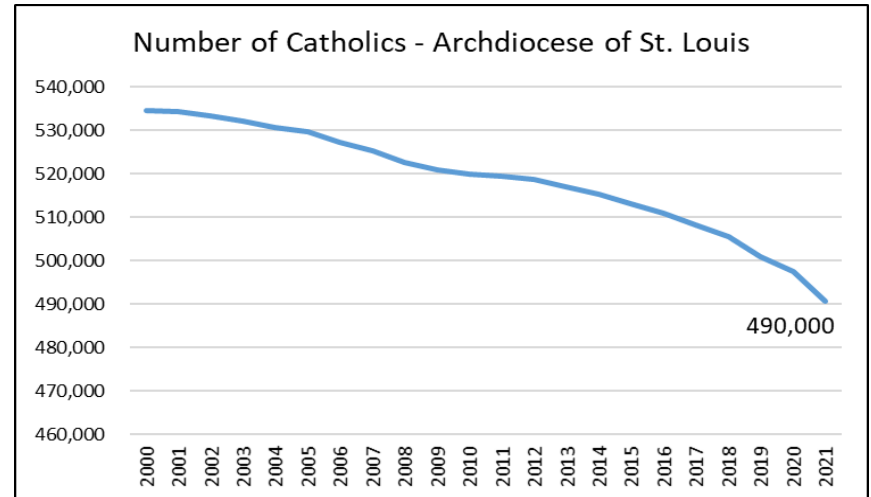


# OUR TERRITORY FOR EVANGELIZATION



# OUR CATHOLIC POPULATION CONTINUES TO DECLINE

- In 2021, the number of Catholics in the Archdiocese of St. Louis dipped below 500,000 for first time since the 1960s.
- We have more baptisms than funerals and we have nearly 1,000 enter the church each year. Our numbers should be growing by 2,000 per year.
- As many as 5,000 Catholics are “leaving” the Church – OR – not re-engaging in the Church after high school or college.



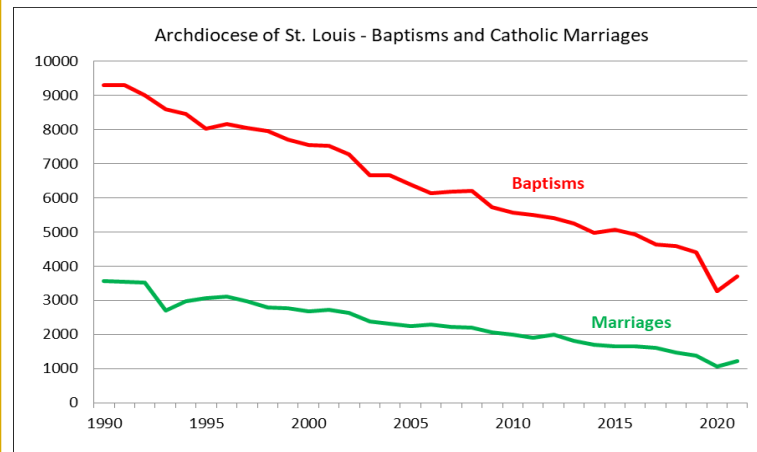
# OUR CATHOLIC POPULATION IS AGING RESULTING IN FEWER YOUNG PEOPLE

## The Landscape in the United States

- In the last decade, the percentage of the adult population claiming no religious affiliation (the “nones”) grew from 17% to 26%.
- In the last decade, the percentage of the millennial population claiming no religious affiliation grew from 27% to 40%.

## The Landscape in the Archdiocese of St. Louis

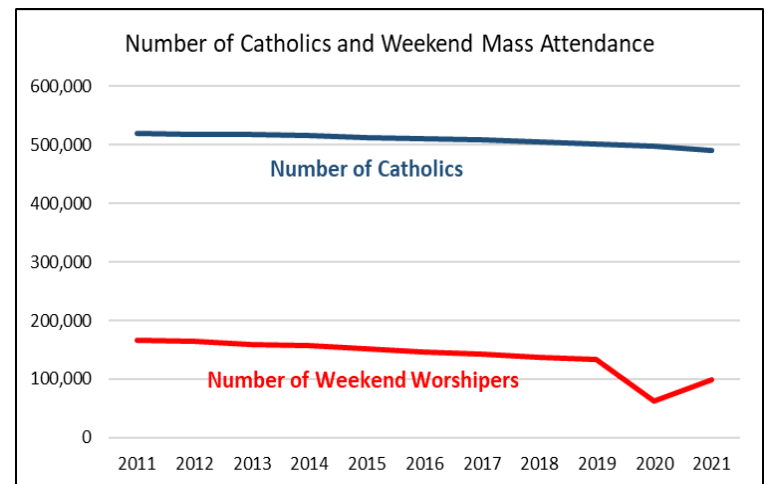
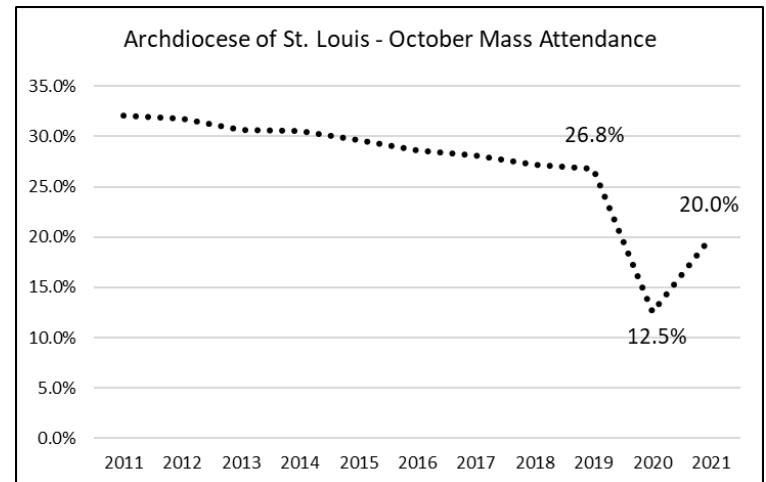
Our baptism and marriage trends reflect the national landscape, as they are half of what they were 20 years ago.





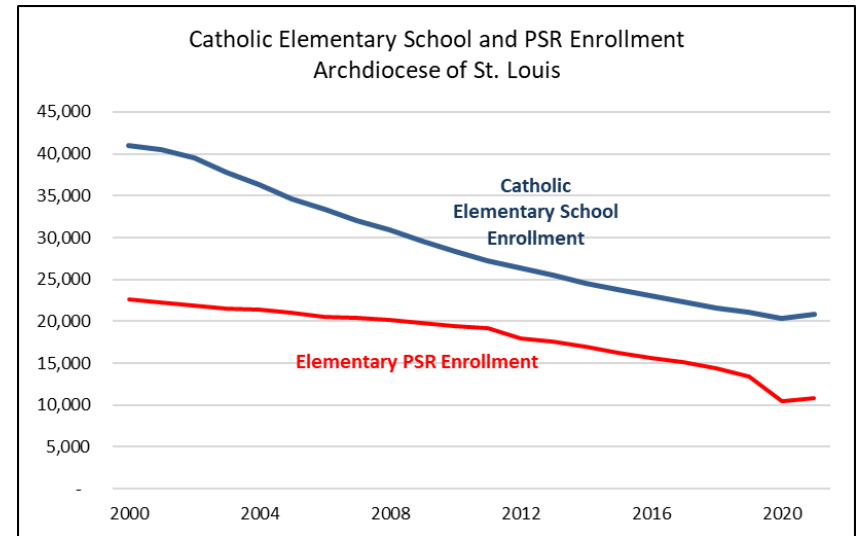
# WEEKLY SUNDAY MASS ATTENDANCE CONTINUES TO DECLINE

- Prior to the COVID-19 pandemic, Mass attendance was declining between 0.5% to 1% per year.
- Mass attendance hit a record low in October 2020 which is attributed to the COVID-19 pandemic.
- While Mass attendance in October 2021 showed a significant increase from 2020, it was still 25% lower than Mass attendance in October 2019.
- In 2019, only 33% of our pews were occupied during the typical weekend Mass. By 2021, only 25% of our pews were occupied during the typical weekend Mass.



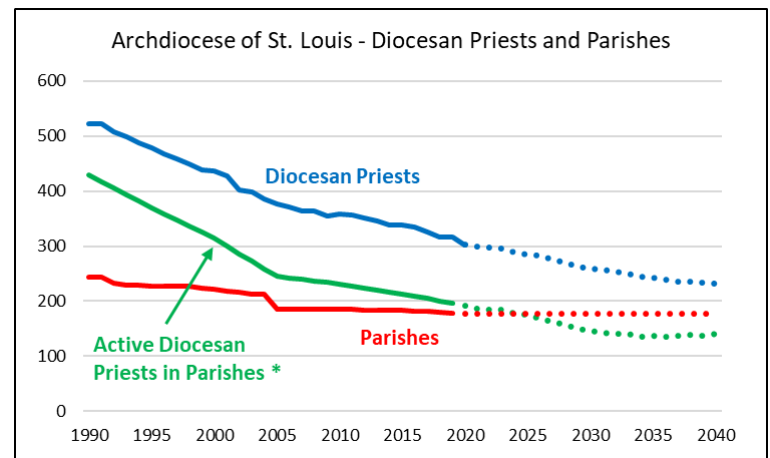
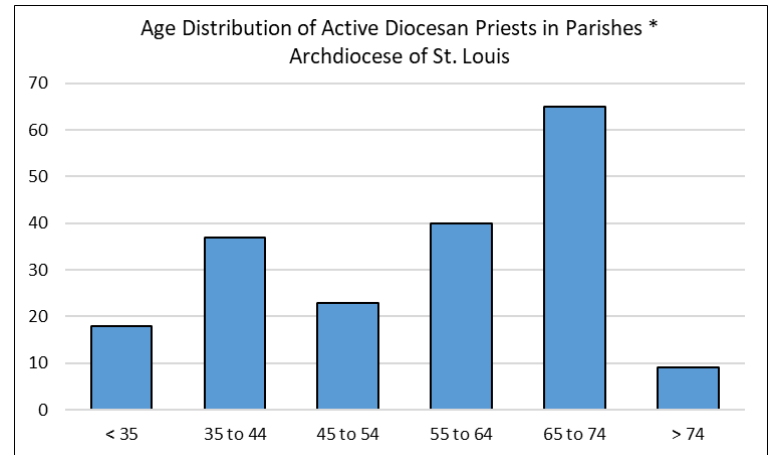
# FEWER BAPTISMS HAVE RESULTED IN FEWER CHILDREN IN CATHOLIC SCHOOLS AND PSR

- Though we educate a higher percentage of children in our Catholic schools than nearly any other diocese (37%), enrollment continues to decline.
- During the last decade, PSR enrollment has declined faster than day school enrollment.
- Our current model of Catholic elementary schools cannot continue.
  - Only 40-50% of our elementary school children live in the boundaries of their parish school.
  - The cost to educate our students continues to outpace tuition increases.
  - Parish investment in our schools continues to absorb an increasing percentage of parish funds available to support other parish ministries.



# OUR PRIESTS ARE AGING

- 35% of our diocesan priests (74 priests) serving in parishes are 65 years of age or older.
- These 74 priests could retire in the next 10 years.
- Though priests' retirement age is 75, the average of retirement for our diocesan priests has been 71.
- By 2026, we will have fewer diocesan priests to serve in parishes than the number of parishes we have.
- Our largest parishes will still need to be served by 2-3 priests.

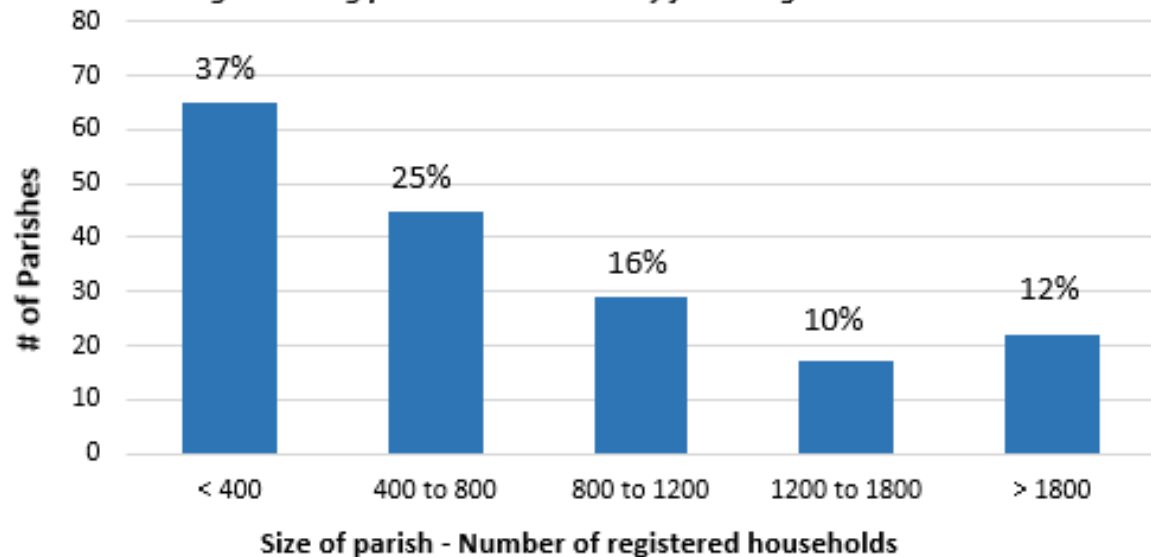


\* Excluding retired priests resident in parishes



# OUR FINITE RESOURCES NEED TO BE REALIGNED TO ENABLE VIBRANT MINISTRY

*Smaller parishes tend to have fewer financial resources. Collaboration strategies among parishes are necessary for evangelization*



	< 400	400 to 800	800 to 1200	1200 to 1800	> 1800
Number of Priests *	49	46	38	27	50
Ratio of Parishioners to Priests	619	1,416	1,996	2,704	3,411

\* Includes diocesan and religious order priests



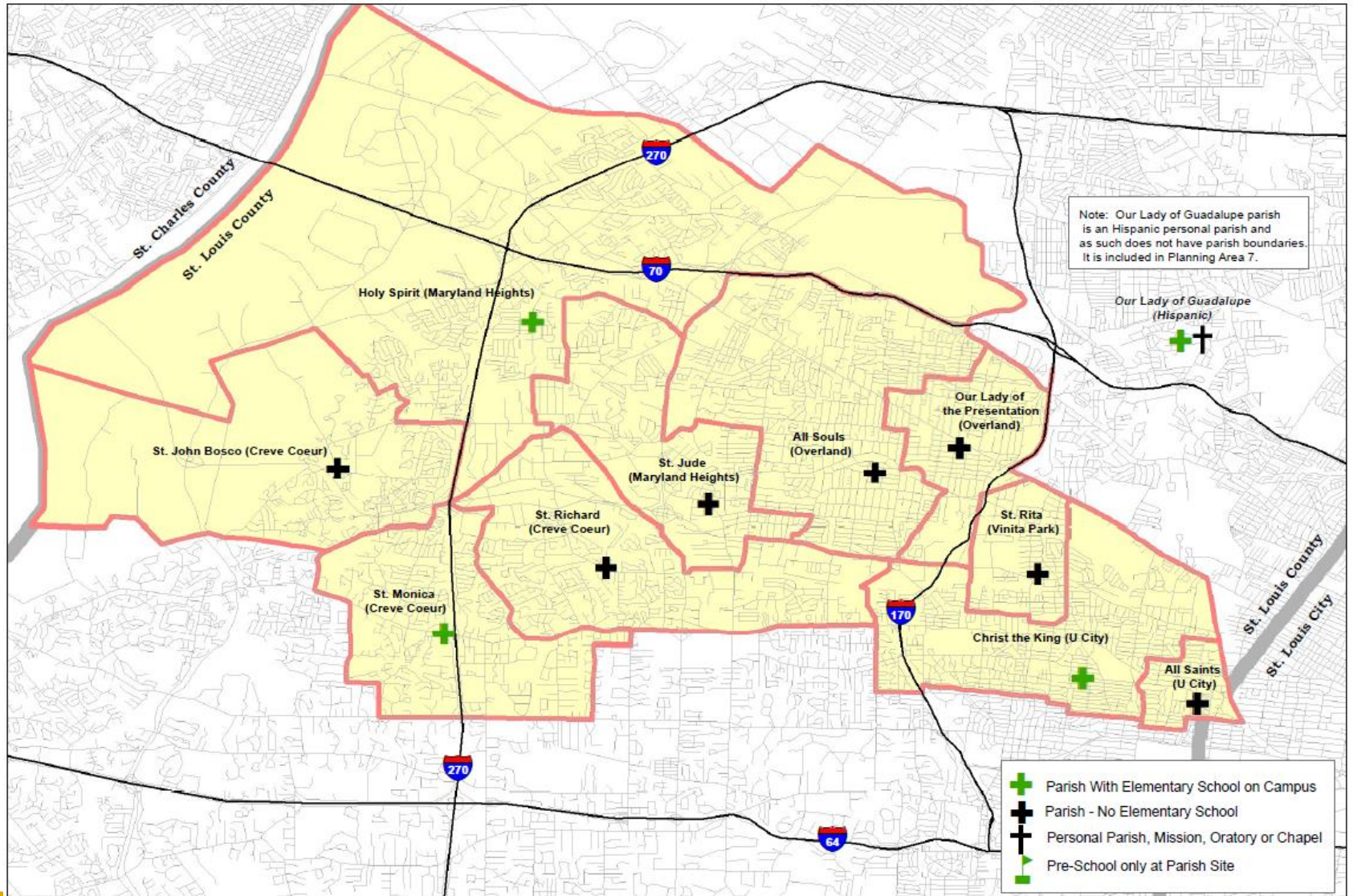


# ALL THINGS NEW

STEADFAST IN FAITH • FORWARD IN HOPE

OUR PLANNING AREA  
PLANNING AREA #7

# OUR TERRITORY FOR EVANGELIZATION





# ABOUT OUR PLANNING AREA

- The planning area is in St. Louis County. The geography of this area is defined by several Interstates (64, 70, 170 and 270), the Missouri River to the west and St. Louis City to the east.
- It is made up of parishes from the southern part of North County and northern part of West County deaneries. There are 10 territorial parishes, 1 personal parish and 4 elementary schools. Currently there are 10 diocesan priests assigned to this group.
- Clusters of church buildings exist in the University City and Overland Area with parishes within a few miles of each other. St. Roch and the Cathedral are also within a few miles of All Saints. Our Lady of Guadalupe is 5 to 7 miles from these parishes. The parishes in the western half of the planning area (Maryland Heights and Creve Coeur) are all within 3 to 5 miles of each other.



# OUR PLANNING AREA HAS A VERY DIVERSE POPULATION

- Total population in the planning area in the 2020 census was up 1% from 2010.
- The percent of the population that is white has decreased from 71% in 2000 to 52% in 2020.
  - The black population has been stable
  - This area has one of the highest concentrations of Latinos in the Archdiocese – the planning area is only 7%, but there are areas that are 10-15%.
  - The area also has a large and growing Jewish, Indian (from India), Asian, and Middle Eastern population.
- 11% of the population is registered Catholic, which is lower than the Diocesan average of 18%.
- Median household income in the area is \$57,700, slightly below the archdiocesan average of \$60,700.



# OUR PLANNING AREA DEMOGRAPHIC TRENDS

(U.S. Census Data)	<u>1990</u>	<u>2000</u>	<u>2010</u>	<u>2020</u>
Population	180,407	170,843	163,464	165,268
<i>Percent Change</i>		-5%	-4%	1%
Households	73,750	73,495	70,854	72,074
<i>Percent Change</i>		0%	-4%	2%
<b>Population</b>				
White	141,119	121,903	101,944	85,745
<i>Percent of Total</i>	78%	71%	62%	52%
Black	34,911	38,165	43,825	46,870
<i>Percent of Total</i>	19%	22%	27%	28%
Other/Multi-Race	4,377	10,775	17,696	32,653
<i>Percent of Total</i>	2%	6%	11%	20%
Hispanic (not a race)	1,918	3,716	8,180	11,985
<i>Percent of Total</i>	1%	2%	5%	7%
% of Population Age 55+	22%	23%	26%	30%

## 2020 Data

*% of Households - Renters* 44%

*% of Households - Single Person Living Alone* 34%

### Median Household Income

Planning Area \$ 57,700

Archdiocese \$ 60,700

## 2021 Data

*% of Population Registered Catholic*

Planning Area 11%

Archdiocese 18%

*No. of Catholic School Children in Planning Area*

624

## 2017-2021 (Five-Year Average)

*% 8th Grade Students to Catholic High Schools*

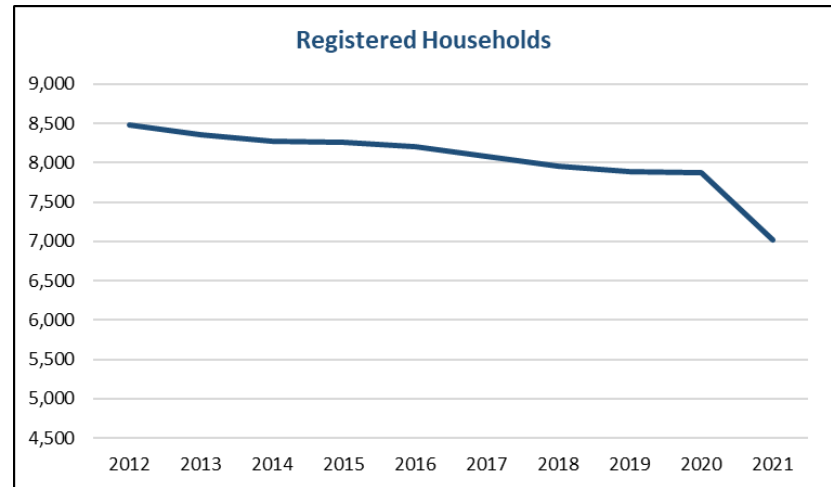
74%



# OUR PLANNING AREA SACRAMENTAL TRENDS

## REGISTERED HOUSEHOLDS

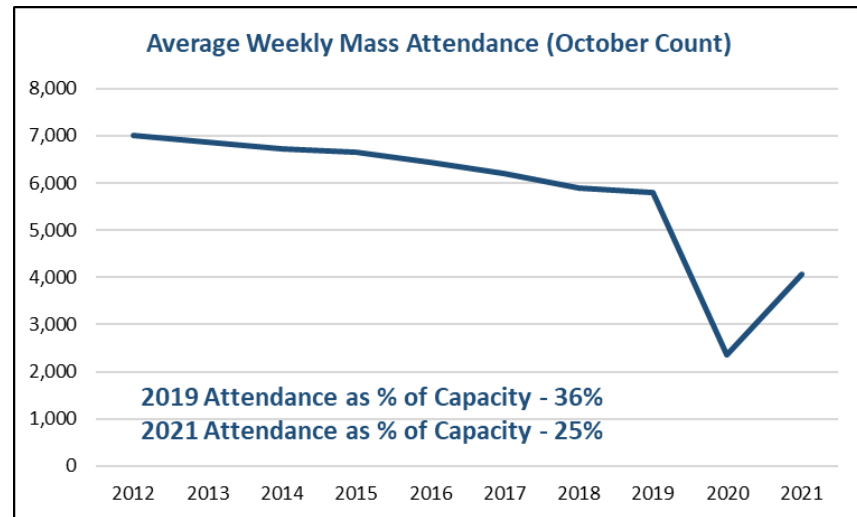
- Registered households in the planning area declined by 17% during the past decade, compared to a decline of 7% for the diocese.
- More than half of the decline occurred from the closing of Holy Trinity parish in 2020 as many of their parishioners have yet not registered in other parishes.



# OUR PLANNING AREA SACRAMENTAL TRENDS

## MASS ATTENDANCE

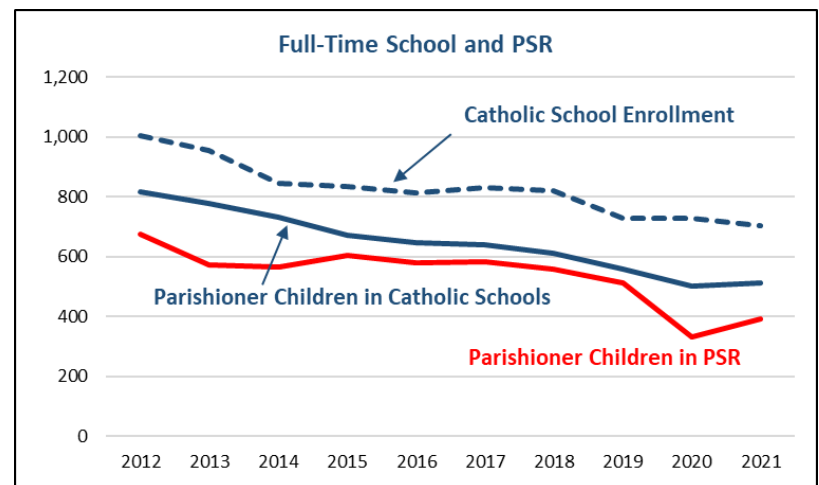
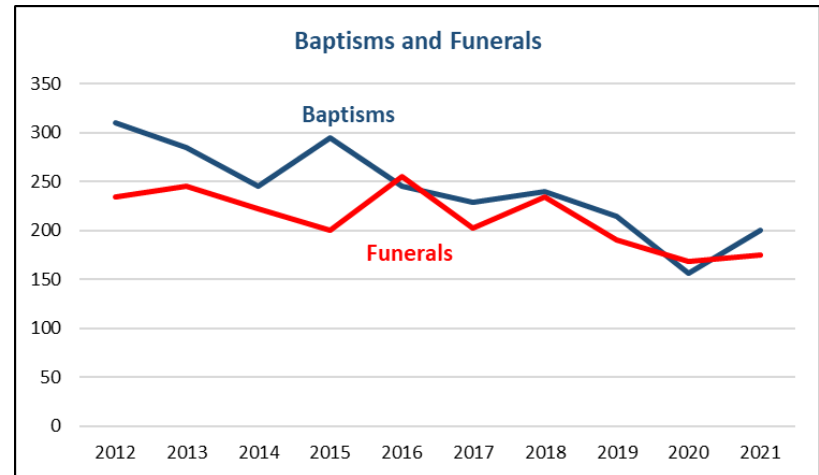
- Mass attendance declined 30% during the decade, the same as the diocese as a whole
- Mass attendance % of capacity was just at the Archdiocesan average of 35% in 2019 and 25% in 2021.



# OUR PLANNING AREA SACRAMENTAL TRENDS

## BAPTISMS, FUNERALS, & K-8 FORMATION

- An aging Catholic population with baptisms declining..
- Catholic school enrollment declined by 30% during the decade, compared to 22% for the diocese as a whole.
- The decrease in Catholic school enrollment occurred despite schools enrolling an increasing number of non-Catholic students.
- PSR enrollment declined by 42% during the decade, about the same as the diocese as a whole.





# OUR PLANNING AREA

## MINISTRY TRENDS

	Registered Parishioner Households		Number of Catholics	Weekend Mass Attendance		Church Capacity	Baptisms	Funerals	(K-8) Parishioner Children in:	
	2011	2021		2019	2021		Five Year Average 2017-2021	Catholic Schools (Include Privates) *	Traditional PSR *	
			2021-22							2021-22
All Saints (U City)	110	79	132	80	53	500	1	2	7	11
All Souls (Overland)	582	625	1,442	290	753	700	11	24	14	101
Christ the King (U City)	420	432	1,152	306	229	450	23	9	158	8
Holy Spirit (Maryland Heights)	1,655	1,458	4,355	1,256	880	760	28	39	76	82
Our Lady of Guadalupe - Hispanic (Ferguson)	1,115	1,500	5,050	748	481	350	57	10	83	80
Our Lady of the Presentation (Overland)	505	419	920	268	242	550	9	19	14	1
St. John Bosco (Maryland Heights)	712	620	1,415	490	315	300	17	18	7	45
St. Jude (Maryland Heights)	330	170	250	203	226	250	1	4	2	0
St. Monica (Creve Coeur)	1,095	860	2,145	1,021	515	650	28	27	145	55
St. Richard (Creve Coeur)	634	594	1,415	403	333	400	12	13	6	10
St. Rita (Vinita Park)	160	78	110	74	49	700	1	6	0	0
<b>TOTAL</b>	<b>7,318</b>	<b>6,835</b>	<b>18,386</b>	<b>5,139</b>	<b>4,076</b>		<b>187</b>	<b>170</b>	<b>512</b>	<b>393</b>

\* This does not represent enrollment in the parish school or PSR; rather it is the number of parishioner children in any Catholic school or any PSR.



# OUR PLANNING AREA CATHOLIC SCHOOL ENROLLMENT DECREASED

- The four elementary schools in this planning area have 703 children enrolled, down 14% from 5 years ago. All four elementary schools have under 200 students.
- The schools generally draw heavily from outside their parish boundaries.
- The number of students going to Catholic elementary schools from the parishes in the planning area is 512.
- There are 393 students enrolled in PSR in 2021, down 32% from 5 years earlier.



# OUR PLANNING AREA CATHOLIC SCHOOL TRENDS

	2021-22	2021-22	2021-22 vs 2016-17	2021-22	2021-22
	Enrollment (K-8)	Enrollment (Pre-K) PK 3-4 & PK 4-5	5 Year Percent Change in (K-8) Enrollment	% K-8 Students Registered in Parish	% K-8 Students Living in Parish Boundaries
Christ the King - U City	185	24	(16%)	77%	57%
Holy Spirit School	185	34	46%	37%	37%
Our Lady of Guadalupe - Ferguson	194	10	20%	40%	*
St. Monica - Creve Coeur	139	47	(10%)	83%	27%
TOTAL (% Change includes schools that closed)	703	115	(14%)	n/a	n/a

\* A personal parish that does not have parish boundaries





# ALL THINGS NEW

STEADFAST IN FAITH • FORWARD IN HOPE

OUR PARISH  
OUR LADY OF THE PRESENTATION - OVERLAND

## ABOUT OUR PARISH

- Our Lady of the Presentation parish was opened in 1915. But as with all the “collar” communities surrounding the City of St. Louis, the housing stock became too small for many families and the parish began to decline. The Overland area has become a destination for Hispanics because of the affordable housing. The Presentation territory has one of the highest concentrations of Hispanics in the diocese. The parish school closed in 2009 with 91 students.
- When neighboring Holy Trinity parish closed in 2020, its territory was attached to All Souls parish. However, Our Lady of the Presentation gained about 40 households from Holy Trinity.
- The parish has about 420 households. The parish church was completed in 1948 and seats 550.



# ABOUT OUR PARISH

- An increasing diverse area with growing number of Hispanics, however Hispanic ministry is at All Souls or Our Lady of Guadalupe.
- Parish membership has been declining, with declining baptisms and children in religious formation. Mass attendance has rebounded to pre-COVID levels.
- Offertory has been increasing and cash flow has been improving in recent years.



# OUR PARISH AREA IS BECOMING INCREASINGLY DIVERSE WITH INCREASES IN HISPANIC PERSONS

- Population in the area has been slowly declining over the past few decades.
- Parish area is becoming increasing diverse.
  - Percent white population has decreased from 92% in 1990 to 52% in 2020.
  - Hispanic population has grown to 11%, one of the highest in the diocese.
  - 42% of households are renters.
- Median household income is \$50,800 which is lower than the archdiocesan average of \$60,700.
- 9% of the resident population is Catholic which is well below the archdiocesan average of 18%.



# OUR PARISH

## DEMOGRAPHIC TRENDS

(U.S. Census Data)	1990	2000	2010	2020
<b>Population</b>	<b>12,774</b>	<b>12,286</b>	<b>11,271</b>	<b>11,154</b>
<i>Percent Change</i>		-4%	-8%	-1%
<b>Households</b>	<b>5,136</b>	<b>4,969</b>	<b>4,623</b>	<b>4,507</b>
<i>Percent Change</i>		-3%	-7%	-3%
<b>Population</b>				
<b>White</b>	<b>11,717</b>	<b>9,850</b>	<b>7,664</b>	<b>5,717</b>
<i>Percent of Total</i>	92%	80%	68%	51%
<b>Black</b>	<b>845</b>	<b>1,936</b>	<b>2,619</b>	<b>3,390</b>
<i>Percent of Total</i>	7%	16%	23%	30%
<b>Other/Multi-Race</b>	<b>212</b>	<b>500</b>	<b>988</b>	<b>2,047</b>
<i>Percent of Total</i>	2%	4%	9%	18%
<b>Hispanic (not a race)</b>	<b>158</b>	<b>261</b>	<b>750</b>	<b>1,278</b>
<i>Percent of Total</i>	1%	2%	7%	11%
<b>% of Population Age 55+</b>	25%	22%	24%	25%

### 2020 Data

<i>% of Households - Renters</i>	42%
<i>% of Households - Single Person Living Alone</i>	32%

### Median Household Income

<b>Parish Area</b>	<b>\$ 50,781</b>
<b>Archdiocese</b>	<b>\$ 60,700</b>

### 2021 Data

<b>% of Population Registered Catholic</b>	
<b>Parish Area</b>	9%
<b>Archdiocese</b>	18%
<b>No. of Catholic School Children in Parish Area</b>	36

### 2017-2021 (Five-Year Average)

<b>% 8th Grade Students to Catholic High Schools</b>	n/a
--	-----

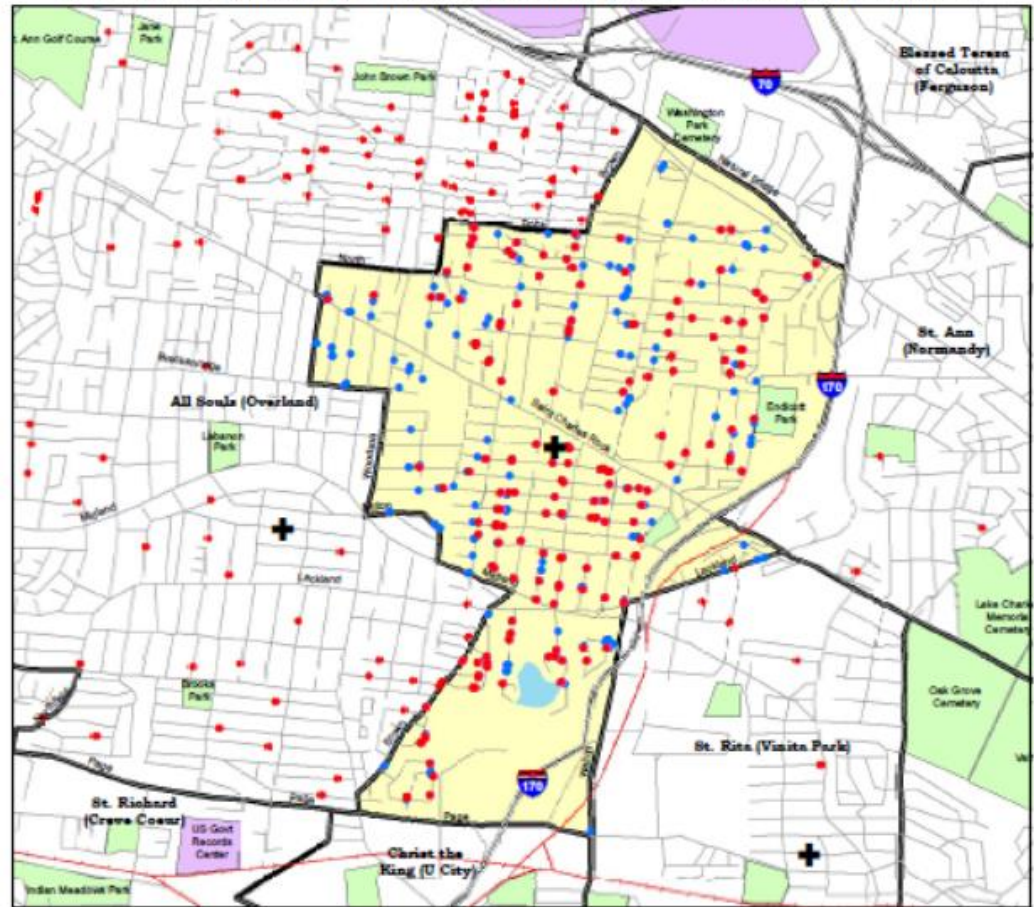




# WHERE OUR PARISHIONERS & CATHOLICS LIVE

- Red dots are parishioner households; blue dots are Catholic households that are registered at a different parish.
- There are about the same number of parishioner households (352) as there are Catholic households in the boundaries (340).
- This means that just as many Catholic households come into the parish from outside the boundaries than leave the parish territory to affiliate elsewhere.
- 34% of parishioner households live in All Souls territory, many of them former Holy Trinity parishioners.

49 Percent of parishioner households live within the parish boundaries  
 50 Percent of Catholic households living within the parish boundaries are parishioners



- Parishioner Households
- Catholic households living in parish boundaries that are members of another parish

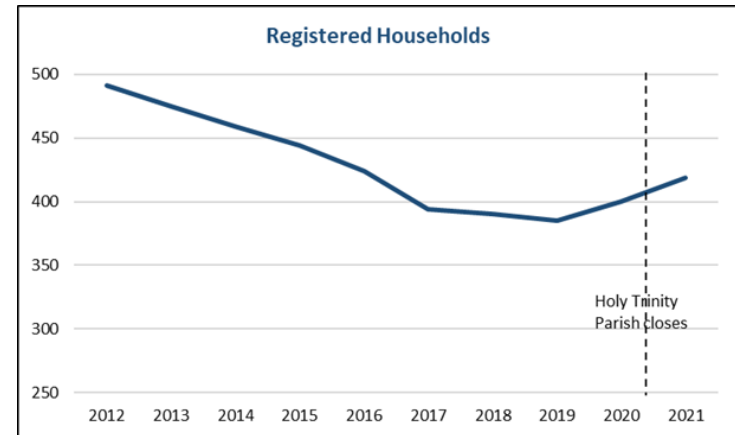
Residence of Parishioners		Parish membership of households in parish boundaries	
Our Lady of the Presentation	171 40%	Our Lady of the Presentation	171 50%
All Souls	120	Our Lady of Guadalupe	54
Holy Spirit	14	All Souls	48
St. Ann	10	St. Agatha	10
Other	37	Other	57
Total	352	Total	340



# OUR PARISH SACRAMENTAL TRENDS

## REGISTERED HOUSEHOLDS

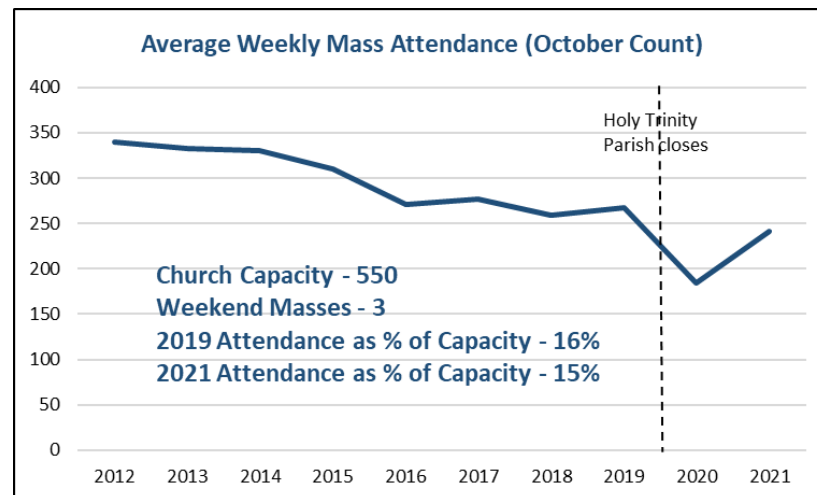
- Parish membership had been on a continual decline until the closing of Holy Trinity parish provided some additional parishioner households.



# OUR PARISH SACRAMENTAL TRENDS

## MASS ATTENDANCE

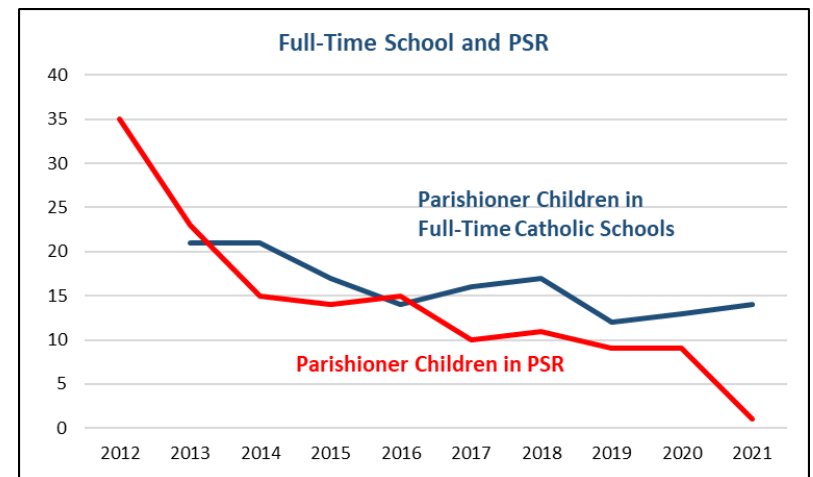
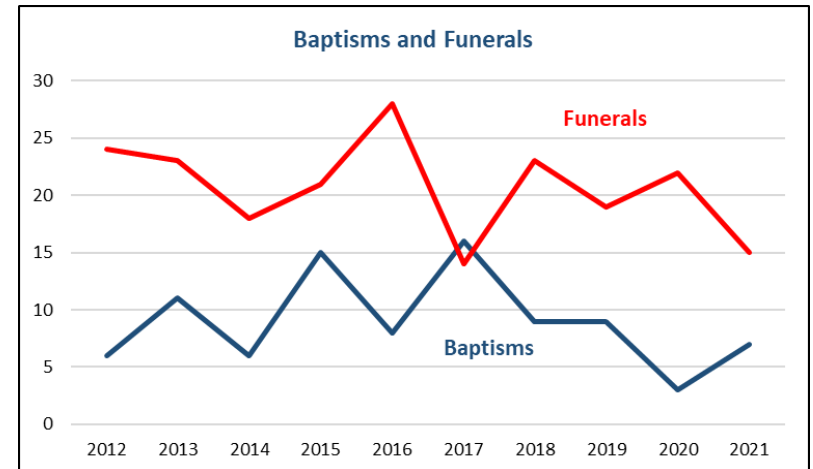
- With the additional parishioners from Holy Trinity, Mass attendance has returned to pre-COVID levels
- Mass attendance as percent of capacity was well below the archdiocesan average of 33% in 2019 and 25% in 2021.
- Pre-COVID Mass attendance as percent of registered parishioners was 30-32%, above the archdiocesan average of 27-29%.



# OUR PARISH SACRAMENTAL TRENDS

## BAPTISMS, FUNERALS, & K-8 RELIGIOUS FORMATION

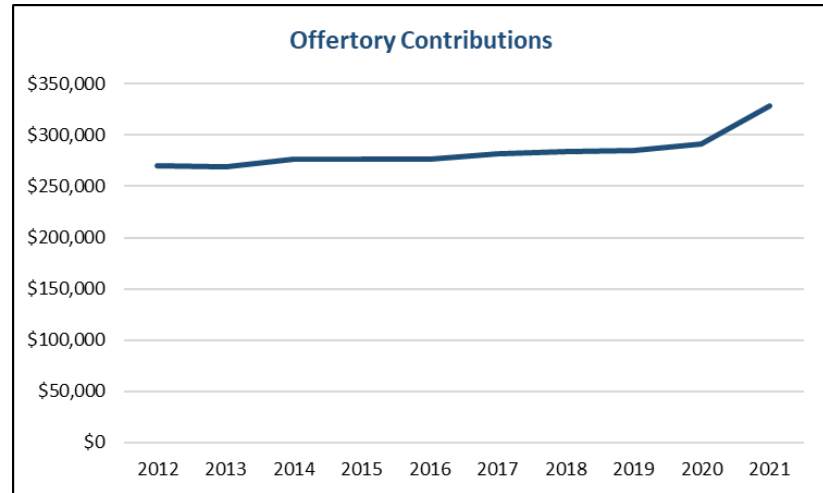
- There are few baptisms and a declining number of children in Catholic formation.
- This is an aging parish more funerals than baptisms.



# OUR PARISH FINANCIAL TRENDS

## OFFERTORY CONTRIBUTIONS

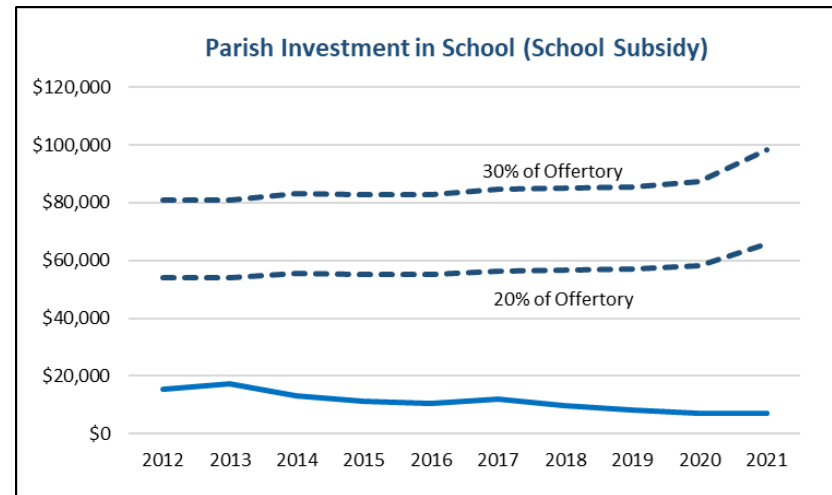
- Offertory has gradually grown throughout the decade and perhaps the most recent increase is due to adding former Holy Trinity parishioners.



# OUR PARISH FINANCIAL TRENDS

## INVESTMENT IN CATHOLIC SCHOOLS

- Parish has made small per student subsidy for parishioner children in Catholic schools. Declining amount reflects fewer students.



# OUR PARISH FINANCIAL TRENDS

## PARISH FINANCIAL CONDITION

- Revenues exceeding expenses has enabled cash flow to improve throughout the decade.

